



Modern School
Session (2023-2024)
Syllabus Class III
SUBJECT - ENGLISH


Prescribed book: Communicate With Cambridge

Grammar: English Grammar & Composition (PP Publications)


Worksheets on English Grammar & Composition. (PP Publications)

Note:

1. Lesson from Course book to be done thoroughly, question answers from in between the lesson can be asked.
2. Exercises at the back of the lessons to be done thoroughly.
3. Grammar worksheets to be done by children on their own to evaluate their learning and understanding of the topics done in class.

Month	No. of teaching Periods	Chapter No	Content	Enrichment work	Objective
April	8	MCB L-1	The Golden touch [New Words+Word meaning+Q/Ans+ Book Exercise+ Extracts]	Writing Skills Paragraph writing: Write a paragraph on my best friend / mother.	MCB Students will be able to: 1.Improve reading and comprehension skills. 2.Add new words to their vocabulary, thereby improving their language skills. 3.Acquire knowledge of common, proper and collective nouns. 4.Learn about synonyms and antonyms. GRAMMAR Students will be able to: 1 Identify Phrase and a sentence and the
	6	GRAMMAR L-1	Phrase , Sentence and Parts of a Sentence	Speaking Skills To narrate a moral story from Indian mythology.	
	4	L-3 GRAMMAR WORKSHEETS	The Noun: Kinds of Nouns Worksheet 1&3	Activity Page12(MCB) Sequencing story Art Integration Enactment of the story (The Golden Touch) Activity of mystery box for Recognition of Proper & Common  Noun	

					<p>difference between the two.</p> <p>2.Learn the different parts of a sentence</p> <p>3Identify different kinds of nouns.</p>
May	2	MCB POEM	I Meant To Do My Work Today [Reading +Recitation]	Creative Skills Write a poem on Environment / Nature on A-4 size Sheet and recite it in the class. Reading Skills Comprehension: Passage1– refer[P119]of your grammar book Art Integration	MCB Students will be able to: 1.Read And Recite The poem, able to understand the thought and the imagination contained in the poem, appreciate the rhyme and rhythm of the poem.
	4	L-4	Nouns: Number (Singular-Plural) Formation	Make a chart on Plurals or Genders.	2.Improve Their reading and comprehension skills
	4	L-5	(1-6) Gender: Nouns and Pronouns	Writing Skills- Formal Letter: Write an application to the principal requesting him to grant you sick leave.	GRAMMAR Students will be able to: 1Learnformationof plurals 2learn The Different kinds of genders: Masculine, Feminine, Common and Neuter.
		GRAMMAR WORKSHEETS	Worksheet 4&5		

July	<p>CH 2 (8)</p> <p>CH -3 (8) POEM - 1</p> <p>CH 7 GRAMMAR (6)</p> <p>CH 8 GRAMMAR (4)</p>	<p>MCB</p> <p>L-2</p> <p>L-3</p> <p>POEM</p> <p>GRAMMAR</p> <p>L-7</p> <p>L-8</p>	<p>ch 2 The Fortunate Pedlar [New Words+Word meaning+Q/Ans+ Book Exercise]</p> <p>L- 3 How the Sun was Rescued [New Words+Word meaning+Q/Ans+ Book Exercise]</p> <p>Homes [Reading+Recitation]</p> <p>CH -7 The Pronouns:</p> <p>CH -8 Describing Words Adjectives</p> <p>Worksheet 8</p>	<p>Paragraph Writing</p> <p>Write a paragraph on My dream place (zoo, hill station, amusement park)</p> <p>Picture Description Activity</p> <p>PageNo.21 (MCB)Describe the given in your words.</p> <p>PageNo.35 (MCB)Describing an object</p> <p>Activity Make Pronoun Patch as shown below</p> 	<p>MCB</p> <p>Students will be able to:</p> <ol style="list-style-type: none"> 1.Improve Reading and comprehension skills. 2.Add new words to their vocabulary, thereby improving their language skills. 3.Read And Recite The poem, able to understand the thought and the imagination contained in the poem, appreciate the rhyme and rhythm of the poem. 4.Know about
------	---	---	---	--	--

GRAMMAR
WORKSHEET

PageNo.36
(MCB)Fill-in the Bubbles
about
interesting facts

about yourself. Art
Integration

Draw Your Dream Place
on an A4 sheet.

Paste/Draw Five pictures
showing describing
words.

singular and plural nouns.


5.Learn about articles and
homophones.

6.Learn about adjectives and
degrees of comparison.
GRAMMAR

Students will Be Able to:
1 Define And Identify
pronouns in text.


2.Learn different kinds of
pronouns.

3.Learn About adjectives
now they're used to describe
nouns.

August	7	<p>MCB</p> <p>L-4 Mowgli Joins the Wolf Pack (New words+ Word Meaning + Q/ Ans + Exercise)</p> <p>POEM</p>	<p>Writing Skills</p> <p>1. Write a story based on pictures hints given on page no.51 (MCB)</p> <p>2 Formal Letter-Write application to your principal requesting him to grant you two days leave for attending a relative's marriage.</p>	<p>MCB</p> <p>Students Will Be Able to:</p> <p>1.Improve Reading and comprehension skills.</p> <p>2.Add new words to their vocabulary, improving their language skills.</p> <p>3.Read And Recite The poem,able to understand the thought and the imagination contained in the poem,appreciate the rhyme and rhythm of the poem.</p>
	1	<p>The Song Of the Engine(Reading + Recitation)</p>	<p>Reading Skills</p> <p>Comprehension:</p>	<p>4.Acquire Knowledge about the usage of simple present and simple past tense.</p> <p>5.Learn compound words,understand how collocations are formed with adjectives nouns</p>
	4	<p>GRAMMAR</p> <p>L-9 Comparison of Adjectives</p>	<p>Passage2–refer[P120]of yours grammar book Life Skills</p> <p>Activity(MCB)Page No 52- Learners should imagine themselves the situations share their thoughts with the rest of the class.</p>	<p>GRAMMAR</p> <p>Students Will Be Able to:</p> <p>1.Learn the degrees of comparison of adjectives.</p> <p>2learn The Definition of verbs and adverbs.</p>
	4 4	<p>L-10 The Verbs L-11 The Adverbs; Kinds of Adverbs</p>	<p>Art Integration Draw A Jungle Scene.</p> <p>Activity With the help of sticky notes write down the different types of adverb</p>	<p>3 Learn to identify verb and recognize different types of adverb sentences,and adverbs.</p>
		<p>GRAMMAR WORKSHEETS 9,10</p>		

September	REVISION	For First Term		
October	<p>MCB</p> <p>L-5</p> <p>L-6</p> <p>POEM</p> <p>GRAMMAR</p> <p>L-16</p> <p>L-17</p> <p>L-18</p>	<p>Project Sunshine (Reading+Activity)</p> <p>The Girl Who Hated Books</p> <p>[New Words+Word meaning+Q/Ans+ Book Exercise]</p> <p>Good Books (Reading + Recitation)</p> <p>Simple Present Tense</p> <p>Present Continuous Tense</p> <p>Simple Past Tense</p>	<p>Writing Skills</p> <p>Introduction To informal letter: Write a letter to your friend to invite him to spend his holidays with you.</p> <p>Life Skill Activity</p> <p>PageNo.93(MCB)</p> <p>Hold book talks in class. Each Student has talk about book that he/she has read and enjoyed.</p> <p>ACTIVITY</p> <p>PageNo.62 (MCB)Make A Paper</p>	<p>MCB-Students Will Be able to:</p> <ol style="list-style-type: none"> 1.Improve Reading and comprehension skills. 2.Add Words To their vocabulary, thereby improving their language skills. 3.Read And Recite The poem. 5..Acquire knowledge about the usage of present continuous and the simple future tense. 6.Learnaboutmain verbs,helping verbs and negative prefixes

November	GRAMMAR WORKSHEETS	Worksheet 16,17& 18	plane. Art Integration Make Bookmarks.	GRAMMAR-Students will be able to: Acquire Knowledge about the usage of present continuous, simple present and the simple past tense.
	MCB L-7	MCB Exploring an Underwater World[News Words+ Word Meaning+ Q/Ans+Book Exercise	Writing Skills Paragraph Writing: The importance of Books, trees, water.	MCB Students Will Be Able to: 1.Improve Reading and comprehension skills.
	POEM	TheSea’sTreasures [Reading+Recitation]	Activity 1.Page no.102 (MCB) Describe The Given picture in your words.	2.Learn New Words to add to their vocabulary. 3.Learnabout prepositions and compound adjectives.
	GRAMMAR L-19	Past Continuous Tense	Speaking Skills PageNo.108(MCB) Look At The Given Pictures and tell the differences.(Work In pairs)	4.Read And Recite The poem,able to understand the thought and the imagination contained in the poem,appreciate the rhyme and rhythm of the poem.
	L-20	SimpleFutureTense	ReadingSkills	
	L-12	Articles:A,An And The	Comprehension: Passage3–refer[P121]of yours grammar book	GRAMMAR
	GRAMMAR WORKSHEETS	Worksheet19,20&12	ArtIntegration Draw And Colour A underwater scene.	Students Will Be Able to: 1.Acquire Knowledge about the usage of past continuous and simple future tense. 2.Learn Definition of article and learn to use articles in sentences.

December	<p>MCB L-8</p> <p>POEM</p> <p>GRAMMAR L-13 L-14 L-6</p> <p>GRAMMAR WORKSHEETS</p>	<p>The farmer who Bought Well[New words+Word meaning+Q/Ans+ Book Exercise]</p> <p>Bless the Farmers [Reading+Recitation]</p> <p>Prepositions</p> <p>Conjunctions</p> <p>Use Of Apostrophes: The Possessive Case of Nouns</p> <p>Worksheet13,14&6</p>	<p>LifeSkillsActivity PageNo.120(MCB) Critical Thinking. Writing Skills</p> <p>Paragraph Writing: My favourite season</p> <p>Reading Skills</p> <p>Comprehension</p> <p>Passage–refer[P-148] of your grammar book</p> <p>ArtIntegration</p> <p>Paste/Draw pictures of some crops grown in our country on a A 4 sheet.</p> <p>Activity Join the sentences with correct conjunction as shown below</p> 	<p>MCB</p> <p>Students Will Be Able to:</p> <ol style="list-style-type: none"> 1.Read And Learn new words to add to their vocabulary. 2.Change the sentences from affirmative to negative. 3.Frame Wh' questions, learn about interjections, word families and phrasal verbs. 4.Read And Recite The poem, able to understand the thought and the imagination contained in the poem, appreciate the rhyme and rhythm of the poem. <p>GRAMMAR</p> <p>Students Will Be Able to:</p> <ol style="list-style-type: none"> 1 Identify Words That function as conjunctions and use them to simplify sentences. 2.Identify and define prepositions. 3.List the uses of apostrophes.
----------	---	--	---	---

January	MCB L-9 L-10 GRAMMAR L-15 L-22 GRAMMAR WORKSHEET	The Boy Who Found Grain [New words + Word meaning + Q/Ans + Book Exercise] Raja's Useful Collection (Play) [Only for Reading and Enactment] Interjections Word Power (Antonyms, Synonyms, Homophones and Homonyms) Worksheet 15 and 22	Speaking Skills AN Inviting And responding to invitations. (MCB Page No. 133) B. Talk About Your food habits. (MCB Page No. 133) Writing Skills 1. Informal Letter: Write to your friend to invite him/her to your birthday party. 2 PICTURE COMPREHENSION - PARK, MARKET SCENE Activity Page No. 134 (MCB) Writing A Story Art Integration Enactment Of The Play - Raja's useful Collection	MCB Students Will Be Able to: 1. learn new words to add in their vocabulary. 2. Improve reading and comprehension skill 3. Enact The Play, have better understanding of the chapter, able to tap into their creative intelligence. It also helps them express themselves better in the real world. 4. Learn about adverbs of manner and time. GRAMMAR Students Will Be Able to: 1 Identify Interjections, understanding and how to use an interjection properly. 2 learn About antonyms, synonyms, homophones and homonyms, thereby improving their language skills.
February	Revision	For	Final Exams	

NOTE:

English Grammar & Composition-Deleted Lessons–L-2,21,26&27.

Omitted Portion Ch 7 Kinds of Pronouns

(Portion to be covered in Ch 7 Pronouns and Personal Pronouns only#)

Worksheets in English Grammar and Composition - Deleted Lessons - L-2,17. 21 and 26

NOTE- No questions will be asked from poems. Poems are only for reading and recitation.

SYLLABUS FOR PT'S

<p><u>MCB</u> <u>-1</u></p> <p>MCBL-1 The Golden touch (New Words, Word Meanings, Q/Ans, Exercises, Extracts From Lesson)</p>	<p><u>GRAMMAR</u></p> <p>L-1 Phrase , Sentence and Parts of a Sentence L- 3 The Noun: Kinds of Nouns L- 4 Nouns: Number (Singular-Plural)</p> <p><u>READING SKILLS</u></p> <p>UNSEEN PASSAGE</p>	<p><u>WRITING SKILLS</u></p> <p>Writing Skills – Picture Composition</p>
<p><u>MCB</u> <u>PT-2</u></p> <p>MCB L-3 How the Sun was Rescued [New Words+Word meaning+Q/Ans+ Book Exercise +Extracts From Lesson)</p>	<p><u>GRAMMAR</u></p> <p>L-5 Gender: Nouns and Pronouns L-7 Pronouns L-__ Describing Words Adjectives</p> <p><u>READING SKILLS</u></p> <p>UNSEEN PASSAGE</p>	<p><u>WRITING SKILLS</u></p> <p>Formal Letter: Write an application to the principal requesting him to grant you sick leave.</p>
<p><u>MCB</u> <u>HALF YEARLY</u></p> <p>L-1 The Golden touch (New Words,Word Meanings,Q/Ans,Exercises, Extracts From Lesson)</p> <p>L-2 The Fortunate Pedlar [New Words+Word meaning+Q/ Ans+ Book Exercise + Extracts)</p>	<p><u>GRAMMAR</u></p> <p>GrammarL-1,3,4,5,7,9,10and11.</p> <p><u>WRITING SKILLS</u></p> <p>Paragraph Writing,Formal Letter, Picture Composition</p>	<p><u>ORAL</u></p> <p><u>POEM RECITATION</u> -Meant To do my work today,Homes,The Song of the Engine</p> <p><u>Dictation words from MCB</u> Lesson-1,2,3and 4</p>

<p>L-4 Mowgli Joins the Wolf Pack</p> <p>[New Words+Word meaning+Q/Ans+ BookExercise+ Extracts]</p>	<p><u>READING SKILLS</u></p> <p>Unseen Passage</p>	
<p><u>MCB</u> <u>PT-3</u> MCBL-7 Exploring an Underwater World (New Words,Word Meanings,Q/Ans,Exercises, Extracts From Lesson)</p>	<p><u>GRAMMAR</u></p> <p>L-12 Articles:A,An And The</p> <p>L-16 Simple Present Tense</p> <p>L-18 Simple Past Tense</p> <p><u>READING SKILLS</u></p> <p>Unseen Passage</p>	<p><u>WRITING SKILLS</u></p> <p>Writing skills- Paragraph Writing - Importance of trees/ books.</p>
<p><u>MCB</u> Annual exam</p> <p>L-6 The girl who hated books (New words, word meaning Q/Ans, Exercises ,Extracts from lesson)</p> <p>L-7 Exploring an underwater world (New words, word meaning Q/Ans, Exercises ,Extracts from lesson)</p> <p>L-8 The Farmer who bought a well (New words, word meaning Q/Ans, Exercises ,Extracts from lesson)</p> <p>L-9 The boy who found grain (New words, word meaning Q/Ans, Exercises ,Extracts from lesson)</p>	<p><u>GRAMMAR</u> Grammar- L-16,17,18,19,20,12,13,14,6,15, and 22</p> <p><u>WRITING SKILLS</u></p> <p>Paragraph writing ,informal letter ,picture Composition</p> <p><u>READING SKILLS</u> Unseen Passage</p>	<p><u>ORAL</u> Poem recitation-Good books ,the sea’s treasures ,bless the farmers</p> <p>Dictation words from MCB Lesson-6, 7,8 and 9</p>

MARKING SCHEME

PERIODIC TEST(I, II)	PERIODIC TEST (III)	TERM
TOTAL MARKS-30	TOTAL MARKS-40	TOTAL MARKS-100
<p>SUBJECTIVE -20 MARKS</p> <p>Comprehension-3 marks</p> <p>MCB-5 marks</p> <p>Grammar- 4 marks</p> <p>Writing-3 marks</p> <p>Dictation-2.5 marks</p> <p>Reading Activity-2.5 marks</p>	<p>SUBJECTIVE -30 MARKS</p> <p>Comprehension-5 marks</p> <p>MCB-8 marks</p> <p>Grammar- 6 marks</p> <p>Writing-6 marks</p> <p>Dictation-2.5 marks</p> <p>Reading Activity -2.5 marks</p>	<p>WRITTEN-80 Marks</p> <p>Comprehension-20 marks</p> <p>MCB-20 marks</p> <p>Grammar- 20 marks</p> <p>Writing-20 marks</p>

PSA-10 5 MCQ's FROM MCB 5 MCQ's FROM GRAMMAR	PSA-10 5 MCQ's FROM MCB 5 MCQ's FROM GRAMMAR	Oral-20 Marks
--	--	----------------------



MODERN SCHOOL
SYLLABUS FOR CLASS – III (2023 – 24)
SUBJECT – EVS



PRESCRIBED BOOK –Me and My World
1st Term (April to September)

Months	Chapters	Diagrams	Activity	Objectives
April	Ch-1 Living in a Family		[Art Integrated] Make a family collage on computer	Students will be able to 1) Define family and types of family 2) Understand the importance of family.
	Ch-2 Our Body	Draw and label the internal parts of our body a) brain b) heart c) lungs d) kidney	[Art Integrated] (a) Make model of lungs with the help of waste material (b) Yoga	1) Identify features of human body 2) Understand the function and importance of human body and its organ. 3) The purpose of Yoga is to build strength & awareness in the mind as well as body.
May	Ch-3 The Food We Eat	Different kinds of food	[Experimental Learning] (a) Preparing green salad [Art Integrated] (b) Activity on page no. 24	1) Learn the importance of healthy food. 2) Identify different kinds of food. 3) Acquire knowledge about different methods of cooking 4) Salad making activity gives children the opportunity to use the knowledge they have and apply it by measuring, following sequence etc. and develop taste bud.
July	Ch-5 Living and Non-Living Things	(a) Life cycle of animal (butterfly) (b) Photosynthesis	[Experimental Learning] (a) Seed Germination [Art Integrated] (b) Analytical skill of page no. 39	1) Compare living and non-living thing 2) Understand the interconnection between living and non-living thing.

August	Ch-6 Plants and Plant Parts	Draw any two roots/stem/leaves which we eat	[Experimental Learning] (a) Visit to garden [Art Integrated] (b) Plants → plant parts and its function	1) Understand function of plant growth, photosynthesis and fruit formation. 2) Visit to a garden will give them the opportunity to identify and describe the basic parts of plant and its functions.
	Ch-4 Our Houses	Types of houses	[Art Integrated] (a) Preparing and using dustbins [Experimental Learning] (b) Visit to construction area	1) Acquire knowledge about different types of houses. 2) To explore the various types of building material used on construction area. 3) Importance of clean house.
	Ch-7 Leaves	Chapter for reading and project	[Art Integrated] Collect the fallen leaves and paste them on A4 sheet	
	Ch-8 Animal Around Us	Food chain	[Art Integrated] Make a project on 3 harmful and 3 useful insects.	1) Identify different types of animals and understand the food habit of animal 2) Importance of each animal in food chain
	Ch-9 Birds Around Us		[Experimental Learning] Nature Walk	1) Acquire knowledge about type of birds and types of feathers. 2) Learn about various shape of beaks and claws and its uses. 3) A walk through the marvels of nature can foster a natural sense of wonderment amongst children.
September	Revision for First Term			

Short Notes

- a) Organ System
- b) Balanced diet
- c) Photosynthesis
- d) Importance of plants

2nd Term (October to February)

Months	Chapters	Diagrams	Activity	Objectives
October	Ch-10 Caring for Special People	For reading only	Discussion on "A bond with disabled person."	1) Student will understand the need for safety rules at road, homes, bus and school. 2) To have a better understanding about a healthy lifestyle.
	Ch-11 Keeping Safe and Healthy	(a) Draw 5 road sign i) Hospital ahead ii) U turn prohibited iii) Stop iv) Speed limit 50 v) No Parking	[Art Integrated] (a) Make a first aid box using an old shoe box (b) Make a poster on A4 sheet on topic road safety [Experimental Learning] (c) My journey for traffic symbols.	
	Ch-12 India-Our Country		[Art Integrated] Write about your favourite state where you have visited	
November	Ch-13 National Symbols of India	Draw National Symbols a) game b) bird c) fruit d) tree e) flower	[Art Integrated] (a) Paste pictures of Bankim Chandra Chattopadhyay, Rabindranath Tagore and National Emblem.	1) Learn the importance of national flag and symbols 2) To instil the basic sense to respect the country
	Ch-14 Cities and Villages		[Experimental Learning] (a) Metro ride	1) Students will become familiar to the environment of city and village 2) Learn the advantages and disadvantages of living in a city or in a village.
December	Ch-15 Water-A Wonderful Liquid	(a) Water Cycle (b) Any 4 sources of water	[Experimental Learning] Experiment: - a) purification of water b) Condensation	1) Student will be able to define water, state of water and water cycle. 2) Learn about importance of water for animal and plants

January	Ch-16 Natural Resources and Pollution	Any 4 natural resources	c) Evaporation [Art Integrated] (a) Write slogan on Save earth/ save water)	3) Acquire the knowledge about the concept evaporation, condensation etc. 1) Acquire knowledge about natural resources and their importance 2) Learn to conserve our natural resources.
	Ch-17 The earth and the sky	Phases of the moon	[Experimental Learning] (a) Click the pictures of moon for fourteen days and paste (b) Visit National Science Centre	1) Acquire the knowledge about the Earth, the Sun, the Moon and the Stars. 2) Identify different landforms present on the earth
	Ch-18 Wheel- Man's Greatest Invention	Potter's Wheel		1) Learn how the wheel was invented 2) Importance of wheel in our daily life.

Short Notes

- a) Safety Habit
- b) India-Our Country
- c) National Emblem
- d) Wildlife

Note: Lesson 7 and 10 are not for evaluation and will not be included in PTs and Term Examinations.

HOTS-to be part of teaching learning process, not to be included in evaluation.

Syllabus for PT-1 L-1 and 2

Syllabus for PT-2 L- 3 and 6

Syllabus for First Term L- 1,2,3,4,5,8 and 9

Syllabus for PT-3 L-11,12,13 and 14

Syllabus for Final Term L-12,13,15,16,17 and 18

Marking Scheme:-

Written- 80 Marks

Oral- 20 Marks

Oral-10 Marks

Notebook-5 Marks

Subject Enrichment- 5 Marks



मॉडर्न स्कूल
कक्षा-तीन : विषय-हिन्दी



पाठ्यक्रम सत्र : 2023-2024

पाठ्यपुस्तक –

अमोली, व्याकरण – संबोध

महीने	पाठ्यपुस्तक	व्याकरण	रचनात्मक कार्य
अप्रैल	पाठ -1 चिड़िया का संसार (सम्पूर्ण)	<ul style="list-style-type: none">➤ पाठ – 1 भाषा➤ व्यवहारिक व्याकरण -➤ विलोम शब्द – (1 -13)➤ अनुच्छेद – मेरा प्रिय मित्र➤ अपठित गद्यांश	<ul style="list-style-type: none">❖ चिड़िया और उसके घोंसले का चित्र बनाएँ या चिपकाएँ ।❖ अलग-अलग तरह के पक्षियों के चित्र चिपकाएँ या बनाएँ (कोई पाँच)
मई	पाठ – 2 बलवान कौन ? (सम्पूर्ण)	<ul style="list-style-type: none">➤ पाठ – 2 वर्ण और वर्णमाला➤ व्यवहारिक व्याकरण –➤ मुहावरे (1-8) केवल अर्थ➤ औपचारिक पत्र – बीमार होने पर प्रधानाचार्या जी को अवकाश के लिए प्रार्थना पत्र ।	<ul style="list-style-type: none">❖ गुलाब और गिलास का चित्र बनाइए तथा उन चित्रों के नाम लिखकर उनमें आए वर्णों को अलग-अलग करके लिखिए ।
जुलाई	पाठ – 3 कोयल हो गई काली (सम्पूर्ण)	<ul style="list-style-type: none">➤ पाठ – 3 मात्राएँ, शब्द और वाक्य➤ पाठ – 4 संज्ञा➤ व्यवहारिक व्याकरण –➤ पर्यायवाची शब्द – (1-8)➤ गिनती – (1-10)	<ul style="list-style-type: none">❖ अपनी माँ का चित्र चिपकाकर उनके बारे में पाँच वाक्य लिखें।❖ माता-पिता, दादा-दादी, घर के सभी बड़े बच्चों के हित के बारे में ही सोचते हैं। आपके माता-पिता, दादा-दादी, नाना-नानी या फिर अन्य किसी बड़े ने आपको कोई सीख या बात समझाई हो, तो वह बात कक्षा में सबको बताओ ।
अगस्त	पाठ – 5 हुआ सवेरा (सम्पूर्ण) पाठ – 6 बादल आए	<ul style="list-style-type: none">➤ पाठ – 5 लिंग➤ पाठ – 6 वचन➤ व्यवहारिक व्याकरण –➤ अनेक शब्दों के लिए एक शब्द (1-13)➤ चित्र वर्णन➤ अनुच्छेद – स्वतंत्रता दिवस	<ul style="list-style-type: none">❖ जिन शब्दों के वचन नहीं बदलते नाम A4 SIZE SHEET पर लिखो ।❖ सुबह उठना कब-कब और क्यों अच्छा लगता है ? A4 SIZE SHEET पर लिखो ।

	(सम्पूर्ण)		
सितम्बर		अभ्यास	


✓ विशेष :- पाठ्यपुस्तक – अमोली

पाठ - 4, 7 पाठ्यक्रम में शामिल नहीं हैं किन्तु इनका कक्षा में पठन-पाठन करवाया जाएगा तथा रचनात्मक कार्य में करवाया जाएगा ।

अमोली पाठ्यपुस्तक से लिखित प्रश्न ही प्रश्न-पत्र में शामिल किए जाएँगे ।

द्वितीय सत्र पाठ्यक्रम का 50 प्रतिशत

अक्टूबर	<ul style="list-style-type: none"> ✚ पाठ - 8 बगुला भगत (सम्पूर्ण) ✚ पाठ - 9 जंगल में ओलंपिक (सम्पूर्ण) 	<ul style="list-style-type: none"> ➤ पाठ - 7 सर्वनाम ➤ व्यवहारिक व्याकरण - ➤ विलोम शब्द - (14-26) ➤ मुहावरे - आँख (1-5) कान (1-5) ➤ अनुच्छेद - राष्ट्रीय पक्षी: मोर ➤ अपठित गद्यांश 	<ul style="list-style-type: none"> ❖ अपनी मनपसंद खेल के बारे पाँच वाक्य लिखिए । ❖ यदि सर्वनाम शब्द न होते, तो बातचीत कराते समय क्या-क्या कठिनाइयाँ आतीं कक्षा में चर्चा करो । ❖ बगुले का चित्र बनाकर लिखो कि वह क्या खाता है, कहाँ रहता है ?
नवम्बर	<ul style="list-style-type: none"> ✚ पाठ - 11 हिम्मत का मूल्य (सम्पूर्ण) 	<ul style="list-style-type: none"> ➤ पाठ - 8 विशेषण - ➤ व्यवहारिक व्याकरण - ➤ पर्यायवाची शब्द - (1-16) ➤ अनौपचारिक पत्र - मित्र के कक्षा में प्रथम आने पर उसे बधाई-पत्र लिखिए । 	<ul style="list-style-type: none"> ❖ अपनी पानी की बोतल व लंच बाँक्स के लिए दो-दो विशेषण शब्द बताइए । ❖ यदि बंदर आपकी भाषा में बोलते तो, आप उनसे क्या पूछते ? बताओ ।
दिसम्बर	<ul style="list-style-type: none"> ✚ पाठ - 12 चुपके से बतलाना (सम्पूर्ण) 	<ul style="list-style-type: none"> ➤ पाठ - 9 क्रिया ➤ व्यवहारिक व्याकरण - ➤ अनेक शब्दों के लिए एक शब्द (14 -26) ➤ मुहावरे - दाँत (1-5) मुँह (1-5) 	<ul style="list-style-type: none"> ❖ आप किसी महापुरुष को अपना आदर्श मानते हैं और उनसे क्या-क्या जानना चाहते हैं ? इसकी कक्षा में चर्चा करो ।

जनवरी	 पाठ - 14 बड़ा सबक (सम्पूर्ण)	<ul style="list-style-type: none"> ➤ पाठ - 16 विराम चिह्न ➤ व्यवहारिक व्याकरण - ➤ मुहावरे - हाथ (1-5) ➤ अनुच्छेद - पेड़-पौधों से लाभ ➤ चित्र-वर्णन 	<ul style="list-style-type: none"> ❖ होली में प्रयोग किए जाने वाले रंग और उनसे होने वाले नुकसान के बारे में पता करके A4 size sheet में लिखिए ।
फरवरी		अभ्यास	

✓ **विशेष :-**1) शब्द भण्डार का अभ्यास कार्य परीक्षाओं में शामिल नहीं है लेकिन कक्षा में उसका अभ्यास करवाया जाएगा ।

✓ **पाठ्यपुस्तक – अमोली**

पाठ - 10, 13 पाठ्यक्रम में शामिल नहीं हैं इनका कक्षा में पठन-पाठन करवाया जाएगा तथा रचनात्मक कार्य में करवाया जाएगा ।

✓ **व्याकरण :- संबोध**

पाठ - 10, 11, 15 पाठ्यक्रम में शामिल नहीं हैं किन्तु रचनात्मक कार्य में करवाया जाएगा ।

✓ **पी.टी - 1 अमोली (पाठ्यपुस्तक)**

पाठ-1 चिड़िया का संसार

✓ **व्याकरण - संबोध**

पाठ-1 भाषा

✓ **व्यवहारिक व्याकरण**

✓ **विलोम शब्द - (1-13)**

✓ **मुहावरे - (1-8) केवल अर्थ**

✓ **अपठित गद्यांश**

✓ **पी.टी - 2 अमोली (पाठ्यपुस्तक)**

पाठ - 3 कोयल हो गई काली (सम्पूर्ण)

✓ **व्याकरण - संबोध**

पाठ -4 संज्ञा (संपूर्ण)

✓ **व्यवहारिक व्याकरण**

- ✓ पर्यायवाची शब्द (1-8)
- ✓ औपचारिक पत्र - बीमार होने पर प्रधानाचार्य जी को अवकाश के लिए प्रार्थना पत्र |
- ✓ **अर्धवार्षिक परीक्षा पाठ्यक्रम - अमोली (पाठ्यपुस्तक)**
पाठ - 2, 3, 5, 6 (संपूर्ण)
- ✓ व्याकरण - संबोध
पाठ - 2, 3, 5, 6 (संपूर्ण)
- ✓ व्यवहारिक व्याकरण -
अप्रैल से सितम्बर तक कराई गई संपूर्ण व्यवहारिक व्याकरण, पत्र, अनुच्छेद, अपठित गद्यांश, चित्र वर्णन |

- ✓ **पी.टी - 3 अमोली (पाठ्यपुस्तक)**
पाठ- 8 बगुला भगत, पाठ - 9 जंगल में ओलंपिक (सम्पूर्ण)
- ✓ व्याकरण संबोध -
पाठ- 7 सर्वनाम, पाठ- 8 विशेषण, पाठ- 9 क्रिया
- ✓ व्यवहारिक व्याकरण -
- ✓ विलोम शब्द - (14-26)
- ✓ पर्यायवाची शब्द- (9-16)
- ✓ अनुच्छेद - पेड़ पौधों से लाभ, राष्ट्रीय पक्षी: मोर
- ✓ अनेक शब्दों के लिए एक शब्द (14-26)
- ✓ **वार्षिक परीक्षा पाठ्यक्रम - अमोली (पाठ्यपुस्तक)**
पाठ - 8, 11, 12, 14 (संपूर्ण)
- ✓ व्याकरण - संबोध
पाठ - 7, 8, 9, 16 (संपूर्ण)
- ✓ व्यवहारिक व्याकरण -
अक्तूबर से फरवरी तक कराई गई संपूर्ण व्यवहारिक व्याकरण, पत्र, अनुच्छेद, अपठित गद्यांश और चित्र-वर्णन
- ✓ अमोली पाठ्यपुस्तक से लिखित प्रश्न ही प्रश्न-पत्र में शामिल किए जाएँगे |

अंक विभाजन -



पी.टी - 1, 2	पी.टी - 3	Term - 1, 2
<p>कुल अंक- 30 अंक</p> <p>लिखित -15 अंक</p> <p>अमोली - 5 अंक</p> <p>व्याकरण - 5 अंक</p> <p>अपठित गद्यांश, पत्र - 5 अंक</p> <p>श्रुतलेख - 2.5 अंक</p> <p>पठन-पाठन - 2.5 अंक</p>	<p>कुल अंक-40 अंक</p> <p>लिखित - 25 अंक</p> <p>अमोली - 10 अंक</p> <p>व्याकरण - 10 अंक</p> <p>अनुच्छेद- 5 अंक</p> <p>श्रुतलेख - 2.5 अंक</p> <p>पठन-पाठन - 2.5 अंक</p>	<p>कुल अंक - 100 अंक</p> <p>लिखित - 80 अंक</p> <p>भाग (क)</p> <p>अपठित गद्यांश - 10 अंक</p> <p>पठित काव्यांश - 10 अंक</p> <p>भाग (ख)</p> <p>प्रश्नोत्तर - $2 \times 5 = 10$ अंक</p> <p>शब्दार्थ - $1 \times 3 = 3$ अंक अन्य</p> <p>अभ्यास (खाली स्थान, सही गलत, एक शब्द में उत्तर व अन्य) $1 \times 7 = 7$ अंक</p> <p>भाग (ग)</p> <p>व्याकरण - 10 अंक</p> <p>व्यवहारिक व्याकरण - 10 अंक</p> <p>भाग (घ)</p> <p>पत्र- 7 अंक</p> <p>अनुच्छेद - 7 अंक</p> <p>चित्र वर्णन - 6 अंक</p>
<p>बहुविकल्पी प्रश्न -10 अंक</p> <p>पाठ्यपुस्तक - 5 अंक</p> <p>व्याकरण -5 अंक</p>	<p>बहुविकल्पी प्रश्न -10 अंक</p> <p>पाठ्यपुस्तक - 5 अंक</p> <p>व्याकरण -5 अंक</p>	<p>मौखिक - कुल अंक 20</p> <p>1) कक्षा कार्य/गृहकार्य - 5 अंक</p> <p>2) विषय संबंधी गतिविधियाँ - 5 अंक</p> <p>3) पठन-पाठन - 2.5 अंक</p> <p>4) श्रुतलेख - 2.5 अंक</p> <p>5) सुलेख - 2.5 अंक</p> <p>6) कविता - 2.5 अंक</p>



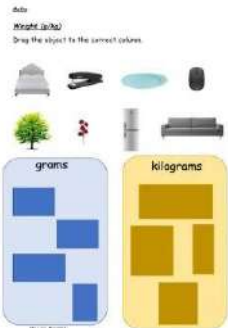


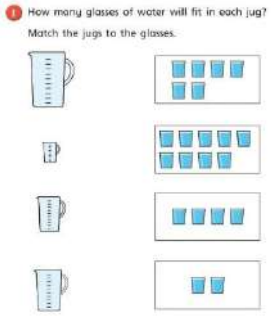

Modern School Session (2023- 2024)
Subject-Mathematics
Class - III

Book Prescribed – (Maths Ace Prime)

ANNUAL SYLLABUS

MONTH	CHAPTER NO.	CHAPTER NAME Content	ACTIVITY	OBJECTIVES	DISTRIBUTION OF MARKD FOR TERM
APRIL	CH. -1	NUMBERS <ul style="list-style-type: none"> • 4-digit numbers • Successor and Predecessor • Comparison of numbers • Ascending and Descending Order • Forming greatest and smallest numbers • Even and Odd numbers , *Rounding off numbers • Roman Numerals (up to 39) • Mental Maths 	Strengthening the concept by using place value pockets or place value cards. 	After the completion of the chapter students will be able to: * read and write 4 digit numbers. * understand place value and face value * compare numbers up to 9999 * identify the numbers collectively as the groups of ones, tens, and hundreds. * expand a number in terms of place values. * form greatest and smallest numbers using 4 digits. * round off numbers to the nearest tens or hundreds. * recognise and write roman numbers up to 39	16
MAY	CH – 2	ADDITION <ul style="list-style-type: none"> • Addition of 3 and 4 digit numbers • Properties of addition • Addition in real life • Mental Maths 		* know the key vocabulary words of addition such as Sum, addends, addition, * find sum of 3 and 4 digit numbers with/without regrouping. * examine the properties of addition * estimate sum to the nearest tens or hundreds * apply the concept in real life	16

NOVEMBER	Ch. – 6 Ch. - 9	FRACTIONS <ul style="list-style-type: none"> Fractions Writing a fraction Fractions as part of collection Fractions in real life Fractions in Mental Maths TIME <ul style="list-style-type: none"> Telling time A.m. and P.m. Conversion of units of time Calendar Time Duration Mental Maths 	 <p>Making a cookie using $\frac{1}{8}^{\text{th}}$, $\frac{1}{4}^{\text{th}}$, $\frac{1}{2}^{\text{nd}}$ part of it.</p> 	<ul style="list-style-type: none"> define fractions, numerator and denominator. recognize parts (one-half, one-third and one-quarter) and wholes both visually and numerically write fraction as a part of a collection or group solve real life problems on fractions <ul style="list-style-type: none"> tell time in hours, half hours and quarter hours read time to 5 minutes correctness use a.m. and p.m. for writing time convert one unit of time into another read a calendar and write a date find the time duration 	12 13
DECEMBER	Ch- 10	MONEY <ul style="list-style-type: none"> Expressing money in words and figures Conversion of money Addition and subtraction of money Application in real life Multiplication of Money Mental Maths 	<p>Role play : The students will order cakes, the students (acting as waiter) will serve the cakes and fill-out the receipt (will use long multiplication to work-out the sub total and column addition for the total price of the order), the students (acting as customer) must check they have been charged the correct amount and then add a tip based on how good the service has been (the customer must give money to pay using only notes and the waiter must give the correct amount of change)</p>	<ul style="list-style-type: none"> express money in figures and numbers convert rupees into paise and vice versa. solve problems based on addition, subtraction, multiplication and division of money 	11
	Ch-8	MEASUREMENT <ul style="list-style-type: none"> Measurement of mass Addition and subtraction of masses Real – life applications 		<ul style="list-style-type: none"> define standard unit of mass convert larger units into smaller units and vice versa add and subtract units solve word problems related to the topic 	5

JANUARY	Ch. – 8	MEASUREMENT <ul style="list-style-type: none"> • Measurement of capacity • Addition and subtraction of capacities • Real -life applications • Mental Maths 		*define standard unit of capacity *convert larger units into smaller units and vice versa *add and subtract units *solve word problems related to the topic	5
	Ch.- 11	DATA HANDLING <ul style="list-style-type: none"> • Recording data • Pictograph • Mental Maths 	<p>Representing favorite fruits or any other thing using pictures.</p> 	*record data using tally marks. *represent data using pictograph *interpret a pictograph	10
FEBRUARY	MAT 2	PATTERN Revision of SA2 syllabus + orals + tables (2 to 15)	Test paper 1 (SA2 syllabus) + test paper 2		5

PT-1 Topics: Chapter1 (Numbers) and Chapter2 (Addition)-**Ex. 2.5 Omitted** + Dodging Tables(2 to 12) + Activity

PT-2 Topics: Chapter3 (Subtraction)-**Ex. 3.5 Omitted** and Exercise 7.1-7.3 (Geometry)+ Dodging Tables(2 to 12) + Activity

Pt-3 Topics: Chapter5 (Division) and Chapter6 (Fractions)+ Dodging tables (2 to 12) + Activity

SA-1 Topics (80 Marks): Chapter1 (Numbers)-**Ex 1.7 not to be included in SA-1**, Chapter2 (Addition),**Ex 2.5 Omitted**, Chapter3 (Subtraction)**Ex. 3.5, 3.7 -omitted**, Chapter4 (Multiplication), Chapter7 (Geometry and Pattern Exercise 7.1-7.3), Chapter8 (Measurement of Lengths:Exercise 8.1-8.3)+ Mat 01 (Number Series)

SA-1 Oral Topics (20 marks): Tables (2-12), 2-D Shapes, Properties of Addition and Subtraction and Conversion of length.

SA-2 Topics (80 Marks): Chapter5 (Division), Chapter6 (Fractions), Chapter7 (Geometry and Pattern Exercise 7.4-7.7), Chapter8 (Measurement of Mass and Capacity: Exercise 8.4-8.7), Chapter9 (Time), Chapter10 (Money)**Ex.10.4 -Q 2, Q,6 And Q7 -omitted** ,Chapter11 (Data Handling)

SA-2 Oral Topics(20 Marks): Tables (2-15), 3-D Shapes, Properties Division,Conversion of Money, time, Mass and Capacity.

NOTE: Deleted topics- Exercise: 3.7.

MODERN SCHOOL**MATHS BLUE PRINT**

Session 2023-24

CLASS -3**HALF YEARLY EXAMINATION QUESTION PAPER**

S. No	Chapter	1 Mark	2 Marks	3 Marks	4 Marks	TOTAL
1	Ch-1 Numbers	2x1	2x2	2x3	1x4	16
2	Ch 2 Addition	2x1	2x2	2x3	1x4	16
3	Ch 3 Subtraction	1x1	2x2	1x3	1x4	12
4	Ch 4 Multiplication	2x1	1x2	1x3	1x4	11
5	Ch-7 Geometry (Ex7.1-7.3)	2x1	1x2	2x3	-	10
6	Ch 8 Measurement(Ex.8.1- 8.3)	1x1	1x2	1x3	1x4	10
7	MAT	5x1	--	--	--	5
8	Oral	--	--	--	--	20
	TOTAL					100

ANNUAL EXAMINATION QUESTION PAPER

S. No	Chapter	1 Mark	2 Marks	3 Marks	4 Marks	TOTAL
1	Ch -5 Division	2x1	2x2	1x3	1x4	13
2	Ch 6 Fractions	1x1	2x2	1x3	1x4	12
3	Ch 7 Geometry (Ex.7.4-7.5)	1x1	1x2	1x3	-	6
4	Ch 8 Measurements (Ex 8.4- 8.7)	1x1	1x2	1x3	1x4	10
5	Ch 9- Time	1x1	1x2	2x3	1x4	13
6	Ch 10 Money	2x1	1x2	1x3	1x4	11
7	Ch 11 Data Handling	2x1	1x2	2x3	--	10
8	MAT	5x1	--	--	--	5
9	Oral	--	--	--	--	20
	TOTAL					100



MODERN SCHOOL
SESSION- 2023-24
SUBJECT- COMPUTER
TOUCHPAD(ORANGE) 3

CLASS-III

PRESCRIBED BOOK-

MONTH	CHAPTER NUMBER	CHAPTER NAME	LAB ACTIVITY
APRIL- MAY	Chapter-1	Computer System	Knowledge about Input, Output and Storage Devices, IPO Cycle Knowledge about Software- Operating & Application Software
JULY	Chapter-3 + Page no 29	Let's Learn Paint 3D	Demonstration- Paint 3D, MS-WORD
	Chapter-4	Using Word 2016	
AUGUST	Chapter-6 + Page no 52, 53, 54	Internet	Knowledge about Internet, uses Requirements
SEPTEMBER	EXAMINATION TERM -I		
OCTOBER	Chapter-5	Editing and Formatting in Word 2016	Typing & Editing- MS Word
NOVEMBER	Chapter-7 + Page no 77	Stepwise Thinking	MS Word
DECEMBER	Chapter-8	Let's Learn Scratch	Introduction – Scratch
JANUARY	Chapter-9	AI-Enabled Devices	Knowledge about AI Devices
FEBURARY	Page no 106, 107, 108		
MARCH	EXAMINATION TERM -II		
PT-1	Chapter -1 Computer System		Marking Scheme for PT's – Total Marks -20 Fill ups- 4X1=4 marks Match- 4X1=4 marks True/False-4X1= 4 marks MCQ-4X1=4marks Answer the questions-4marks
PT-2	Chapter -3 Lets' Learn Paint 3D		
PT-3	Chapter-5 Editing and Formatting in Word 2016		
	TERM I TERM II OMITTED CHAPTER- CHAPTER-2	Ch-1,3, 4.5 Ch- 6,7,8, 9	Marking Scheme for Terminal Exams– Total Marks- 100 (Written-50, Practical-50(Practical- 35, Book-5, Viva-10) Written- 50 Fill Ups 10 Match 5 True/False 10 MCQ 10 ABQ/one word 5 Answer the questions 10



MODERN SCHOOL

SESSION- 2023-24

CLASS-III

SUBJECT- GENERAL KNOWLEDGE(GK)

PRESCRIBED BOOK-

WHIZKIDS 3 (NAVDEEP PUBLICATION)

MONTH	PAGE NUMBER	UNIT
APRIL- MAY	1 – 9 10-12	Unit- 1 My Country, My World Unit – 2 Nature and Science
JULY	13- 20	Unit – 2 Nature and Science
AUGUST	21-23 24-28	Unit – 2 Nature and Science Unit- 3 Mental Ability
SEPTEMBER	Revision +Test Paper- I	I term examination
OCTOBER	29- 37	Unit-4 Sports and Entertainment
NOVEMBER	38- 40 41-47	Unit-4 Sports and Entertainment Unit -5 Language and Art
DECEMBER	48 – 53	Unit – 6 Miscellaneous
JANUARY	54- 60	Unit – 6 Miscellaneous
FEBURARY	Revision	Test paper- II + Test paper- III
March		Final term Examination

PT-I Pages 1-10
PT-II Pages 11-23
PT-III Pages 29- 47

TERMI UNIT- 1, 2, 3
TERM II UNIT – 4, 5, 6

Marking Scheme:

PT-1 and PT-2 – 20 Marks (15+5)

PT-3 - 30 Marks (25+5)

Term 1 = 50 Marks (Oral- 5-Marks)

Term 2 = 50 Marks (Oral- 5 Marks)

CLASS-3

April - Human Body + current affairs

- Internal Organs
- External Organs
- Sense Organs
- Bones

May- Monuments of India + current affairs

- Monuments of different states in India

July- Inventions and Inventory + current affairs

August- Meet the planets + current affairs

September- Revision of SA1 syllabus

October- Plant life + current affairs

November- Currency + current affairs

December- Amazing world of animals + current affairs

- Pre-historic Animals
- Extinct Animals
- Amphibians
- Mammals
- Aquatic Animals
- Terrestrial animals

January- Brain Gym/Riddles + current affairs

- Tell me why?
- Logical and Analytical Reasoning
- Palindromes
- Brain drill

February- Revision of SA-2 Syllabus



Modern School
Syllabus of session 2023-24
Subject-Art
Class III

Book Prescribed – Ocean Art & Craft (Anaya Publication House)

April May-

Book pages- 3,4,5,7,10,12, 17,22

Draw and Colour- Virus Alert, Cock, Dolphin, Hut

Activities- 8,9, 30

July August-

Book pages- 11,13,18,21,22,28

Draw and Colour- Sun Flower, Ostrich, Village Scene, Robot,
Janmashtmi Scene

Activities- 9,15,16

October November-

Book pages-19,25, 26, 27,29,31,32

Draw and Colour- Dussehra, Happy Diwali, Peacock, Worli Art, Stick
Drawing

Activities- 20,31

December to February-

Book pages- 23,24,33, 36, 39,40

Draw and Colour-Happy Holi, Scenery, Castle, Alphabet Drawing

Activities- 34,35,37,38